

THE CITY QUILTER®



Fabric • Notions • Classes • Books • Gifts

Edition #59

Store Hours:

Monday, 12 to 6

Tuesday to Friday, 11 to 7

Saturday, 10 to 6

Sunday, 11 to 5

www.cityquilter.com

www.cityquilter.tv

133 West 25th Street, NY NY 10001 • 212-807-0390

SPRING/SUMMER SCHEDULE 2016

Spring -- my favorite time of year! The days start getting longer and the outdoors starts looking more and more attractive. Why not combine your love of nature and your love of sewing by learning a new technique that you can do outside? English paper piecing is all the rage right now and is extremely portable. Take another stab at *hand appliqué* or sign up for **Kim Svoboda's** very popular **Slow Stitching workshop**. **Sashiko**, an ancient Japanese embroidery technique, hand piecing and quilting, and good old-fashioned hand embroidery are all geared to slowing down the frenetic pace of modern life. The summer is a great time to kick back and relax, even with your sewing, & we have lots of classes to help you do that.

The **Make Your Own Tuffet** and **Espadrilles** classes were so popular last semester we are running them again. If you missed out last time, make sure to sign up **Deborah Fisher** has a wonderful new book called Quilt Giving and she will be here to teach the Spark quilt from it. **Katherine Knauer**, quilt artist, will teach a 2 day workshop on Stencil Printing on Fabric. We do have a great slate of classes to tempt you in from the outdoors.

We've also been busy adding to our fabric collection. **NYC Tossed Alphabet** is a companion piece to our **NYC A to Z panel**. If you haven't made a baby quilt out of that, you're missing an easy-to-make adorable quilt gift. We've added a colorful **subway tile print** and brought back an old favorite, our NYC vintage postcards print on a striking black background.

Our **NYC Boutique** is also expanding. We now have little boy's shirts out of our **Taxi fabric** and our **Statue of Liberty batik** as well as **boxer shorts** out of our **Line by Line Night fabric**.

Enjoy your summer & don't forget to come visit us! There will always be new things to see.

Cathy

PS - We will be closed May 29, 30; July 3,4; September 4, 5

© THE CITY QUILTER, 2016 ALL RIGHTS RESERVED

APPLIQUÉ SUPPORT GROUP

Hand appliqué lovers have more unfinished projects than anyone! Bring your works-in-progress and your hand sewing questions, and get technical help, encouragement and a little time to stitch. A different technique will be discussed each month. (All levels, but some appliqué experience is required.)

Friday, May 6, June 3, July 8, Aug. 5 from 12 - 2 PM

Instructor: Diane Rode Schneck Fee: \$ 85

CRAZY FRIDAYS

Fridays should be relaxing and fun! This is an ongoing, studio-style class for crazy quilters, embroiderers, art quilters and appliquéers - anyone who needs time to sew and share ideas in a friendly, creative atmosphere. Bring your current works in progress, and join the fun. (Intermediate level)

Friday, May 6, June 3, July 8, Aug. 5 from 6 - 8 PM

Instructor: Diane Rode Schneck Fee: \$ 85

Now on INSTAGRAM!!

#TheCityQuilter

DEAR JANE

Still going strong after 16 years at The City Quilter! This sensational quilt has it all: lots of techniques for both hand & machine sewing, 169 irresistible little blocks, & loads of camaraderie & support. If you haven't taken Dear Jane yet, what are you waiting for? Join us & get started on your masterpiece! All levels; some beginning quilting experience recommended. Hand & Machine sewing. Book required.



Monday, May 16, June 13, July 18, Aug. 15 from 12 - 2 OR 6 - 8 PM

Instructors: Diane Rode Schneck & Judy Doenias Fee: \$ 85

BRIGHT CITY BAG

This bag is a fantastic way to show off the City Quilter's exclusive collection of NYC-themed fabrics. We will use a terrific pattern from Sew Many Creations, called "Tourist Tote Bag." This simple design (two fabrics form the base & body, complemented by the lining fabric & handles) comes together very quickly...you will want to make more than one!



Thursday, May 19 from 1 - 6 PM

Instructor: Laurie Russman Fee: \$ 65

PASSACAGLIA QUILT

This quilt, featured on the cover of Millefiori Quilts, is complex-looking but equally compelling; so much so that it has become an internet sensation. It is English paper pieced (a hand technique that has recently had a resurgence), can be fussy cut to create amazing results and is a perfect take-along project for any time you want a respite from your sewing machine. Book required.



Friday, May 13, June 17, July 22, Aug. 12 from 12 - 2 OR 6 - 8 PM

Instructor: Judy Doenias Fee: \$ 85

ANITA'S BOW TWIST

Discover an amazing new block, born from an old favorite. Learn a truly new application for corner triangles that will save time and fabric. Add corner triangles from the side, without pins, right side up. As a bonus, Anita will teach her Snowball Twist block triangle hack. Must have sewing machine and rotary cutting experience; all levels welcome.



Sunday, May 15 from 12 - 4 PM

Instructor: Anita Grossman Solomon Fee: \$60

MACHINE REPAIR

We now offer our own sewing machine routine maintenance and repair service for all Bernina and Bernette machines **as well as other makes**. The work is being done by a machine expert who has 35 years of experience.

INTRO TO MACHINE SEWING

Do you have a sewing machine and don't feel comfortable using it? Or are you thinking about buying a sewing machine but don't know enough about them? If the answer is yes to either question, this class will definitely help. You will learn to thread the machine, wind a bobbin, and see what all those funny-looking machine feet are for. You'll also learn about threads, needles and stitches. Your newly-learned skills will be used to make a simple pillow.

**Wednesday, May 18, 25 from 12 - 2 OR 6 - 8 PM
OR Wednesday, July 20, 27 from 12 - 2 OR 6 - 8 PM**

Instructor: Charles Johns Fee: \$ 60

BASIC HEMMING TECHNIQUES

Do you have a pair of pants or a skirt that needs to be shortened? Tired of spending a fortune at the tailor to get them hemmed? With this Basic Hemming class we will work through five different hemming techniques: a Straight Top Stitch, a Narrow Top Stitch, a Cuff, a Circle, and the Blind hem stitch. Working only with muslin (no actual clothing) we will practice the art of these five different hemming techniques. We will discuss how different fabrics affect the hem lines as well as the proper size of hems for most garments. Must know how to use a sewing machine. All levels welcome.

Saturday, May 21 from 11 - 5 PM

Instructor: Charles Johns

Fee: \$ 75

Handquilter Long Arm Machines

The City Quilter is the New York metro area's Handquilter dealer. Call or email for a demo of the HQ18 long arm machine, the Sweet 16 Sit-down and the Simply 16.

Experience the joys--and speed--of quilting with a specialized long-arm machine.

SLOW STITCH WORKSHOP

This monthly workshop celebrates process, hand stitching, and the creative joy of stitching with others. Bring a project of your own to work on or experiment with one of the techniques that we will explore each month in class, such as kantha, modern hand-stitched embroidery, thread painting, stitch journaling, patchwork and piecing, and more. If you know how to use a needle and thread, and are looking for inspiration and creativity, this class is for you.

Sunday, May 22, June 19, July 24, Aug. 21 from 12 - 4 PM

Instructor: Kim Svoboda

Fee: \$ 180

MACHINE QUILTING BASICS

Learn the basics of machine quilting, including how to prepare your quilt sandwich & whether or not to mark your quilt top. Learn the correct way to "stitch in the ditch." We will consider many quilting design possibilities using only the walking foot. There will be a short discussion of free motion quilting & we will have time to try it. You will take home a quilted sampler for future reference & even more practice.

Thursday, May 26 from 1 - 5 PM

Instructor: Christine Janove

Fee: \$ 60

WASTE NOT WANT NOT 2.0

It's back and better than ever! More fun, more techniques and even more ideas for using up your scraps, no matter how small! This time, we'll look at some new uses for strips and scraps, including improvisational piecing, crazy patchwork, wonky log cabins, selvages and more! Guaranteed to get your creative juices flowing! Machine sewing, all levels, but should be familiar with basic machine piecing techniques.

Friday, May 20, July 15, Aug. 19 from 12 - 2 PM

Instructors: Judy Doenias & Diane Rode Schneck Fee: \$ 70

LATE NIGHT SEWING @TCQ

Have a project in mind and don't know how to get started or a UFO but you're stuck for inspiration? Late Night CQ Sewing is your answer. With full access to our classroom design walls & machines you can work on any project & our instructor will also be on hand to help and advise. Why not bring your friends too & sew together? Have fun AND get work done too.

Friday, May 20, June 24, July 15, Aug 19 from 3 - 6 OR 6 - 10PM

Instructor: Charles Johns

Fee per 3 hr session: \$ 35

Fee per 4 hr session: \$ 50

OPEN SEWING FORUM

Have you ever thought how much easier it would be to design your quilt using the classroom design walls and sewing machines? Well, here is your chance, because "Open Sewing Forum" is set up to do just that. You can sign up for a two or four hour time slot once a month & come work on any of your projects. Charles Johns will be on hand to get you set up and on your way. Come join the fun!

Monday, May 23, June 20, July 25, Aug. 22 from 12 - 4 OR 4 - 6 OR 6 - 8 OR 4 - 8 PM

Instructor: Charles Johns

Fee per Session: 2 hrs \$ 30

4 hrs \$ 50

Special Orders

If you don't see a book or notion in our store that you'd like, please ask us to special order it for you. There is no charge for this service.

INTERMEDIATE SASHIKO

For those Sashiko devotees who want to experience a variety of patterns beyond the basics, we will be meeting once a month to draft, transfer & stitch intricate patterns. You must have prior Sashiko experience.

Tuesdays, May 24, June 21, July 19, Aug. 23 from 12 - 2 OR 6 - 8 PM

Instructor: Judy Doenias

Fee: \$ 85

**NEW APPLIQUE BOM:
KIM MCLEAN'S FLOWER POT QUILT**




This year's Block of the Month quilt is Kim McLean's gorgeous Flower Pot quilt. Improve your appliqué skills & learn plenty of tips and tricks for a variety of appliqué shapes with this beautiful design. It's modern yet classic. Some of the techniques explored will be bias stems, perfect circles of all sizes, & sewing many different curved & scalloped shapes accurately by hand. Pattern required. Mostly hand sewing. Level: Beyond beginner. Some basic piecing & appliqué experience is necessary.

Friday, May 27, June 24, July 29, Aug. 26 from 12 - 2 PM

Instructor: Diane Rode Schneck

Fee: \$ 85

COURTHOUSE STEPS



Those of you who love log cabins will definitely want to make this eye-catching courthouses steps version. This classic block can be transformed into a sea of Japanese lanterns just by using color manipulation. It takes a little bit of concentration to place your fabrics properly, but it's worth every minute. Confident beginner. Must know how to rotary cut and use a sewing machine.

Wednesdays, June 1, 15, 22 from 12 - 2 OR 6 - 8 PM

Instructor: Judy Doenias

Fee: \$70

City Quilter Online Store

We are constantly adding products to our online store. Besides insightful fabric descriptions of the latest fabric collections, you will find kits, patterns, roving, wool & felt, machine embroidery software, our *NYC Boutique* of ready-made items, sashiko materials, all our New York-themed products, and more! Just click on "Shop Online" on our home page.

MAP QUILT



Map applications for smart phones have become a part of our everyday life! But have you considered them a source of art quilt patterns? Is there a special place in the world that you would like to commemorate for yourself or a special someone? If

so...bring a simple printout of the location to class. We will select the perfect fat quarter to represent the background terrain, add some texture through machine quilting, and consider how to represent roadways, water and other landmarks using stitching and narrow silk ribbon (either couched by zigzagging with monofilament, or put into your bobbin). Comfort with basic machine quilting is required.

Thursday, June 2 from 1 - 5 PM

Instructor: Laurie Russman

Fee: \$ 60

CONDENSED INTRO TO PATCHWORK BY MACHINE

In 4 sessions, you'll learn all that's needed to complete 2 basic quilt blocks by machine and set them into a lap-sized quilt. In addition to making the sampler, we will discuss color and value relationships as well as fabric choices. You'll learn rotary cutting, machine piecing and how to add sashing and borders. Then you'll finish up with pin basting, basic machine quilting, binding and labeling your quilt. You must know how to use a sewing machine and have one at home for homework. Book required.

**Saturday, June 4, 11, 18, 25 from 10:30 - 2:30 PM
OR Wed. Aug. 3, 10, 17, 24 from 1 - 5 PM**

Instructor: Charles Johns

Fee: \$ 170

BEGINNER APPLIQUE - SIMPLE SAMPLER

Learn three basic hand appliqué techniques - needle turn, freezer paper and back basting - by sewing this fresh modern design made of simple, easy to sew shapes. The finished blocks can be used to make a small wall quilt. Hand sewing class - all levels, especially beginners.

Saturday Jun 4, 11, 18 from 3 - 5 PM


Instructor: Diane Rode Schneck

Fee: \$70

Keeping Up-to-Date

Provide us with your email address & keep up with the latest events, special classes, new fabrics, & more at The City Quilter!

FRACTURED HEARTS



A fractured heart can be a quivering heart, a broken heart, a love lost, a love found. This 3 session class will use the "fractured" block, designed by Kathy Doughty, and shape it into a heart with your story in mind. This class is not for the "Faint of Heart." Advanced Beginner or Beyond. We will use machine sewing and lots of fabrics.

Sundays, June 5, 12, 26 from 12 - 3 PM

Instructor: Robin Strauss

Fee: \$115

RIVER ROCK BLOCK OF THE MONTH

eye-catching design that combines the progress of a BOM with the convenience of 10" square packs of Marcus batik fabrics. Each square pack is customized with fabrics needed for that month's block. Or feel free to use your batik



stash. Must know how to rotary cut & sew ¼" seams on the sewing machine. Pattern is required. Intermediate level.

Monday, June 6, July 11, Aug. 8, Sept. 12 from 12 - 2 OR 6 - 8 PM

Instructor: Charles Johns

Fee: \$85

POSTCARD COLLAGE

Express yourself & share your art by making fabric collage postcards. Whether you make a cityscape, Valentine hearts or a bouquet of flowers, your collage will become a postcard with finished edges, ready to mail. Yes, they do go through the mail! Learn about fusibles, the use of tulle, how to embellish with metallic thread & beads. Loads of fun! All levels welcome.



Tuesday, June 7 from 1 - 6 PM

Instructors: Christine Janove

Fee: \$65

EMBROIDERY SOFTWARE EXPLORATION

If you've ever wondered what embroidery design software can do, this is the class for you! Offering an overview of Bernina embroidery design software, you'll find out what software can do, and what it can't do. The teacher will cover converting images into design files, & explore a range of different techniques.

Saturday, June 25 from 3 - 5 PM

Instructor: Scott Bodenner

Fee: \$35

FREE MOTION QUILTING: The Next Step

Free motion quilting is your introduction to ultimate freedom with your sewing machine. We begin by examining machine & work area set up, quilt preparation, & body position. Teacher guided exercises show you how to practice gentle curves, meandering, background fillers & border designs. With little or no marking, you will create a free-motion quilt sampler as a reference piece to have at home. Book required.

Thursday, June 16 from 1 - 5 PM

Instructor: Christine Janove

Fee: \$60

QUILT-AS-YOU-GO SNOWBALL RAIL FENCE

Quilt-As-You-Go is one of the fastest ways to complete a quilting project. Both the construction and the quilting are one operation, so the quilt is complete after the piecing is done & all that is left is to add the reversible binding. The



quilt is also reversible if you give thought to the fabric choices on the back. The snowball rail fence is an opportunity to use leftover strips from previous projects or you could start afresh with a new set of fabrics. If you can use a sewing machine & a rotary cutter, you can do this.

Thursdays, July 7, 14, 21 from 12 - 2 OR 6 - 8 PM

Instructor: Judy Doenias

Fee: \$ 70

COLOR EXPLOSION

One of our favorite quilts is the Blooming Nine-patch. Color Explosion is a simpler but no less exciting version of the original. It can be made in any size and each row of color uses the same amount of fabric as its neighbor, so calculating yardage is a breeze. The construction utilizes squares and nine or four-patches (your choice) , so even quilters who have made only one previous quilt as well as experienced quiltmakers can join in the fun.. Must know how to use a sewing machine and rotary cutter.



Thursdays, June 9, 23, 30 from 12 - 2 OR 6 - 8 PM

Instructor: Judy Doenias

Fee: \$70

RELEASE THE GEESE!

Who doesn't love flying geese? This class will explore some playful turns on this beloved pattern. Release the Geese will give you the basics in paper piecing circular flying geese and how they can be combined with straight geese to design your perfect quilt.



We will practice circular flying geese using a basic paper piecing method. The instructor will provide you with patterns for various types of circular flying geese with clockwise & counterclockwise orientations. We will do straight geese with a quick piecing, no-waste technique that you can use in various ways. We will look at ways to combine your straight flying geese with your circular flying geese to achieve an almost unlimited number of possible variations.

This class is suitable for confident quilters from advanced beginner to experienced. Some experience with paper piecing is helpful, but is not essential. All the techniques used in class will be reviewed and one on one assistance will be provided.

Saturday July 9 from 11 - 5 PM

Instructor: Sarah Bond

Fee: \$70

LITTLE WALLETS

Join us to make this Little Wallet by Val-ori Wells Designs. Christine will show you how to customize it for your needs or make it larger or add pockets. It's the right size to hold your metro card, credit card and driver's license. It's the right size to fit in your pocket for travelling light. Perfect as a gift card holder! Pattern required.



Wednesday, July 13 from 1 - 5 PM

Instructor: Christine Janove

Fee: \$65

MAKE YOUR OWN ESPADRILLES

Who wouldn't want to make their own pair of espadrilles? Think of the possibilities! They can be embellished with buttons, beads or yo-yos or made unadorned with some of that beautiful fabric you've been collecting. Either way, these stylish summer shoes are easier to make than you think and are sure to be a conversation piece


Sunday, July 31 from 11 - 5PM

Instructor: Judy Doenias

Fee: \$65

HAND QUILTING

This is a chance to practice the technique used to produce the beautiful, even quilting stitches you have admired. Learn about basting, thimbles, needles, threads & quilting patterns while you begin a small whole cloth project or complete one of your own UFO's.



Tuesday, July 26 from 12 - 3 OR 5 - 8 PM

Instructor: Judy Doenias

Fee: \$ 45

INTRO TO QUILTMaking BY HAND

In this 8 week class, students are taught to draft quilt patterns, make templates, design, hand-piece, hand quilt and bind a sampler quilt using patterns and fabrics of their choice.

Thursdays, July 28, August 4, 11, 18, 25 Sept. 1, 8, 15 from 12 - 2 OR 6 - 8 PM

Instructor: Judy Doenias


Fee: \$175

Private Lessons

We will be glad to organize customized private sewing lessons in our classroom--for individuals and small groups. Call for details.

SASHIKO

Students will learn this 350 year old Japanese hand needlework technique using a thick cotton thread to create geometric patterns against a solid, background fabric. Sashiko can be used in quilts, clothing or home furnishings. It is easy, fun and relaxing.



Tuesday, July 12 from 12 - 3 OR 5 - 8 PM

Instructor: Judy Doenias

Fee: \$ 45

MAKE YOUR OWN TUFFET

Little Miss Muffat looked at our tuffet and said "I want to make one." It's a lot easier than it looks and when it is done you will have an unique piece of furniture. Be the envy of your friends and let them be amazed at your abilities. Choose your fabric. All the rest is in the kit provided in class. You must know how to use a sewing machine and a rotary cutter. There will be a kit with everything you need to make the tuffet except fabric for \$155.



Saturdays, July 16, 30 from 12 - 4 PM

Instructor: Judy Doenias

Fee: \$85

BERNINA FEET & ACCESSORIES

We maintain a substantial stock of Bernina's extensive family of feet & accessories. Call, email, or drop by to discuss your needs & how we can help. Reminder to download the free and informative "Accessories" app from Bernina. Available for both Apple & Android devices.

SIMPLE SKIRT

Want to start making your own clothing. Start here with this simple skirt. This pattern comes in three lengths. You will learn to insert a zipper, pockets & a waistband. Come have fun and leave with a new addition to your wardrobe.



Saturday July 23 from 11 - 5 PM

Instructor: Charles Johns

Fee: \$70

FOUNDATION PIECING 101

Have you ever wanted to try Paper Foundation Piecing but have been intimidated by it? Now is the time to conquer those fears! You will start at the beginning & go step-by-step through the basics with one simple block. During the class you will work on a few different blocks, each one advancing your skill level a little higher. This is a great class for beginners. Must know how to use a sewing machine & a rotary cutter.

Saturday August 6 from 11 - 5 PM

Instructor: Charles Johns

Fee: \$70

VINTAGE TINTED EMBROIDERY

Learn a fun, twist on classic outline embroidery with a technique from the 1920s and 30s. We will transfer a design onto muslin, & color it in with crayons, then hand stitch the outlines with easy, basic embroidery. It's a great introduction to some of the easiest embroidery stitches, and a great way to create your own colorful, vintage-looking pieces. Hand sewing only, no experience required. All levels, especially beginners.

Sunday, August 7 from 12 - 3 PM

Instructor: Diane Rode Schneck

Fee: \$45

STENCIL PRINTING ON FABRIC

Different ways of printing and the benefits of each will be discussed, including digital printing, stencils and silk-screen. The basics of stencil printing will be explored by creating a repeat pattern on fabric. Students will also print a name label using commercially available stencils and stickers. On day 2, we will discuss how to design and print images to add to your quilts. We'll also talk about what images are appropriate & adapt a photograph by color separation & 'posterizing'.



Saturdays, August 20, 27 from 11 - 5 PM

Instructor: Katherine Knauer

Fee: \$130

FREE MOTION THREAD PAINTING

We will use FREE MOTION MACHINE EMBROIDERY techniques to paint beautiful art with a sewing machine. Using Kathleen Matthews' *Stitched Textiles: Landscapes* as our guide, this class will take you through the methods and supplies, composition and design, threads, sketching, stitches, and shading. In class #1 we will play with stitches and techniques using fabric and paper before beginning our final project. You may bring an image of your own to "paint." We will also supply some possible designs.

Sundays, August 14, 28 from 12 - 3 PM

Instructor: Kim Svoboda

Fee: \$70

SPARK QUILT

Spark is a striking modern quilt from the new book "Quilt Giving: 19 Simple Quilt Patterns to Make and Give. Create blocks for the Spark quilt using the 'slice and insert' method of piecing. As the workshop progresses, you will alternate cutting and sewing, and experiment with a variety of ways to use the technique. Beginners welcome but must know how to use a sewing machine and basic rotary cutting.



Saturday August 13 from 11 - 5 PM


Instructor: Deborah Fisher

Fee: \$85

VISIT US ON FACEBOOK
[Facebook.com/TheCityQuilter](https://www.facebook.com/TheCityQuilter)
VISIT US ON PINTEREST
[Pinterest.com/thecityquilter](https://www.pinterest.com/thecityquilter)
VISIT US ON TWITTER
[@cityquilter](https://twitter.com/cityquilter)

JACK'S CHAIN

Jack's Chain is a traditional pattern dating from the 1930's that is making a resurgence due to the popularity of the hexagon. Though it can be done by hand piecing, with care it can be accomplished by machine. You can choose to do either. Three shapes are used - hexagons, equilateral triangles and nine-patches. When sewn together, this "quilt of illusion" appears to have circular shapes intersecting with one another without any circular piecing. Intermediate and beyond.



Tuesdays, August 9, 16, 30 from 12 - 2 OR 6 - 8 PM

Instructor: Judy Doenias

Fee: \$70

NYC Boutique

A celebration of New York through our own, ready-made products--such as Subway Map & Statue of Liberty Pajamas Pants; Grand Central Ceiling Night Shirts; "Bright City" Little Girl Dresses; Potholders; & amazing-looking raincoats (check out the linings!). Check out in our store & via our online shop



133 West 25th Street, New York, NY 10001 • 212-807-0390
www.cityquilter.com • www.cityquilter.tv

BERNINA
Sales & Service

Find TCQ on:

Facebook

Instagram

Twitter

Pinterest

Flickr

YouTube


New CQ prints:

NYC Subway Tiles, NYC Tossed Alphabet, & New York in Postcards

REGISTER FOR CLASSES BY PHONE OR IN-PERSON

CLASS POLICIES: Students receive a 15% discount on all non-sale merchandise for the duration of a class, starting 7 days before the first class--unless the class meets less frequently than weekly, in which case the discount is only available starting 7 days before each class session. Payment in full is required for classes. Students cancelling up until 1 week prior to the start of a class (or series of classes) will receive a full refund, less a \$ 3 cancellation fee; if a cancellation is requested 7 days or less before a class begins, refunds will only be made if a replacement student can be found. Please plan to attend all sessions; there are no make-up classes. We encourage you to call, visit or email us with any questions you might have.

Three of our latest "City Collection" fabrics. 18 different designs available



NYC A to Z

our first children's panel



New York in Postcards

from the 20's/30's



**NYC Subway
Tiles**