

THE CITY QUILTER®



Edition #34

Store Hours:

Tuesday to Friday, 11 to 7

Saturday, 10 to 6

Sunday, 11 to 5

www.cityquilter.com

133 West 25th Street, NY NY 10001 • 212-807-0390

WINTER/SPRING SCHEDULE 2008

The holidays are quickly approaching and, like everyone else, you've got tons to do. But take a breath, sit down, put your feet up and look at all the great things we've got in store for you once the craziness is over. By then, you will have definitely earned some time for yourself.

To begin with, if you have a finished quilt that you started in a City Quilter class over the last 10 years, please consider entering it in our **exhibition of student quilts** which will be hung at The Williams Club, 24 W. 39th St., from Jan. 15 to March 2. The deadline for submissions has been extended to Dec. 14 so you have time to finish that binding. A submission form with details is available at the shop and on our web site. We really would like to have a huge variety to show the scope of the quilting world today. Then make sure to put the dates of the exhibition in your calendar!

We have some great teachers scheduled: **Sharon Pederson**, author of Reversible Quilts and Color for the Terrified Quilter will be here teaching from her about-to-be-published book, Machine Applique for the Terrified Quilter. Noted pattern designer **Cathy Corcella's** will be teaching her "Holds It All Trio" project which was featured in the latest issue of "Quilts and More." Take a class with **Leni Wiener**, author of Threadpainting, and add some new techniques to your next quilt. We've also got lots of new classes from your favorite teachers, including several focusing on art quilting.

And at the risk of sounding immodest, we were thrilled and excited to see that the main character in **Jennifer Chiaverini's** new novel, The New Year's Quilt, visits The City Quilter and has a great time!

Our best wishes from everyone here at The City Quilter for a happy, healthy and productive New Year.

Cathy

PS - We will be closed Dec. 25, 30 and Jan. 1.

© THE CITY QUILTER, 2006, 2007. ALL RIGHTS RESERVED. The City Quilter & logo ® trademarks.

CRAZY FRIDAYS

Fridays should be relaxing and fun! This is an on-going, studio-type class for crazy quilters, embroiderers and art quilters who need time to sew and share ideas with other creative embellishment lovers. A different topic will be presented every month, ranging from traditional embellishment techniques to new tips and tricks for more artful quilts. Bring your current work in progress. Intermediate level.

Fridays: Jan. 4, Feb. 1, Mar. 7, Apr. 4 from 6 - 8 PM

Instructor: Diane Rode Schneck Fee: \$ 80

BRIMMED HAT

If you think making a hat is beyond your sewing skills, think again. Mila will show you how easy it is to make a snappy brimmed hat with a pleat in the back. Make one in your favorite fabric or make a dozen and have one for every mood.



Sunday, Jan. 6 from 12 - 4 PM

Instructor: Mila Garra Fee: \$45

SMALL WONDERS: Mini Art Play Day

A whole play day of artful fun! Spend a creative Saturday making fabric art on a very small scale. Create Artists Trading Cards (ATCs), small quilts or collages, postcards, jewelry and other little gems using fabrics, fusibles and all kinds of embellishments. Bring your toys and come play! Machine/hand sewing. Intermediate/advanced.

Saturday, Jan. 12 from 11 - 5 PM

Instructor: Diane Rode Schneck Fee: \$ 65

DEAR JANE

Still going strong after 8 years at The City Quilter! Join the Dear Jane craze & become a Janiac! Based on the 1863 Jane Stickle sampler quilt made popular by author Brenda Papadakis, this quilt is an irresistible collection of 4 1/2" blocks, some simple, some challenging. Led by your two slightly obsessive, fabric-crazed teachers, you'll learn a different technique every month, both hand and machine. Once you get started, you won't want to stop! Book required.



Mondays: Jan. 14, Feb. 11, Mar. 10, Apr. 14 from 6 - 8 PM

Wednesdays: Jan. 16, Feb. 13, Mar. 12, Apr. 16 from 12 - 2 OR 6 - 8 PM

Fridays: Jan. 18, Feb. 15, Mar. 14, Apr. 18 from 12 - 2 OR 6 - 8 PM Fee: \$ 80

Instructors: Diane Rode Schneck & Judy Doenias

CRAZY QUILTING

Crazy quilts are glorious collections of elegant fabrics and trims, sewn together and embellished with all kinds of embroidery and other decorative elements. This monthly class will start you off with piecing crazy blocks, and introduce you to several hand embroidery stitches every month. By the end of class, you'll be well on your way to a masterpiece! All levels - mostly hand work; machine use is optional. No experience necessary.

Fridays: Jan. 4, Feb. 1, Mar. 7, Apr. 4 from 12 - 2 PM

Instructor: Diane Rode Schneck Fee: \$ 80

CITY QUILTER UNIVERSITY: LOG CABIN

With this class, Judy inaugurates City Quilter University - an in-depth study of one quilt pattern over a period of 4 months. She will begin with the log cabin block, one of the most beloved, and easy to construct blocks, with almost endless variations. If you're up for a challenge and are willing to do "homework", this is for you. You do not have to be an expert quilter; basic quilting, rotary cutting experience and a willingness to explore is all you need.

Wednesdays: Jan. 9, Feb. 6, Mar. 5, Apr. 9 from 12 - 2 OR 6 - 8 PM

Instructor: Judy Doenias Fee: \$ 80

Value of CQ Emails

Approximately every two weeks, we email our customers with information about classes with space; additions to the class schedule; major quilting events; & the arrival of new fabric collections, favorite books and notions, as well as provide CQ special events updates. If you would like to be on our list, email us at quilters@cityquilter.com, call, or sign up at the shop.

MOON IN THE WINDOW

Believe it or not, machine-pieced curves are easy and FUN to sew. This quilt will introduce you to an easier technique using rotary cut templates. The design is striking no matter what fabrics you use. Basic machine piecing experience, knowledge of rotary cutting and machine sewing are necessary. Intermediate/machine sewing.



Fridays: Jan. 11, 25, Feb. 8 from 12 - 2 OR 6 - 8 PM

Instructor: Diane Rode Schneck Fee: \$ 65

MACHINE QUILTING

Do you have quilt tops languishing in your closet, waiting to be quilted? Working on a sample in class, we'll practice grid quilting and more intricate free-motion quilting, plus get tips on machine feet, tools, marking, design and more. Basic knowledge of sewing machine required. Book required.

Sunday, Jan. 13 from 12 - 4 PM

Instructor: Olivia Booth Fee: \$ 45

BASIC PATCHWORK AND QUILTING BY HAND

In this 8 week class, students are taught to draft quilt patterns, make templates, design, hand-piece, hand-quilt and bind a sampler quilt using patterns and fabrics of their choice.

Tuesdays: Jan. 15, 22, 29, Feb. 5, 12, 19, 26, Mar. 4 from 12 - 2 OR 6 - 8 PM

Instructor: Judy Doenias Fee: \$ 150

BEGINNER DOLL CLASS

In this class, you will make a basic cloth doll and learn to stuff properly, make clothing and shoes, draw/or embroider a face, and style hair. Please join us and take home an original present for yourself or someone special. Must have basic sewing skills and know how to use a sewing machine.



Sundays, Jan. 20, 27 from 12 - 4 PM

Instructor: Davida J. Hyland Fee: \$ 85

STARGAZE JOURNAL

Take a creative journey using Patti Medaris Culea's Stargaze Stitchery Tome patterns. Each month we will explore a new embellishment technique, while creating a page in your journal, or a small artwork. Take one class or all four. Pattern required.



Machine appliqué, face painting & an introduction to Tyvek,
Saturday, Jan. 26 from 11 - 5 PM

Photo transfers, windows and making a small doll,
Saturday, Feb., 23, from 11 - 5 PM

Fabric collage using Tyvek, cellophane & organza,
Saturday, March 22 from 11 - 5 PM

Painting & stamping on fabric,
Saturday, April 26 from 11 - 5 PM

Instructor: Nancy Rabatin Fee: \$ 65 per class

TOOTHBRUSH RUG

When Aunt Philly (what a dilly!) was a child she learned how to make rag rugs from fabric strips using a sawed off toothbrush end with the hole in it. Now that modern brushes don't have that hole, she invented a tool to serve the same purpose. Join Judy for three hours to learn the technique and turn some unwanted fabric into your own rag rug. Please come into the store to see the sample sent by Aunt Philly herself.



Thursday, Jan. 17 from 12 - 3 OR 5 - 8 PM

Instructor: Judy Doenias Fee: \$ 40

SHIBORI DYEING WORKSHOP

Learn traditional Shibori stitching and gathering techniques and add a new element to all your projects. Students will do stitching by hand and at the end of class, Susan will dye all the fabric, allowing everyone to go home with their own piece of shibori. This ancient resist process will reward you with unique results every time. Beginners welcome. Book required.



Saturday, Jan. 19 from 10:30 - 5:30 PM

Instructor: Susan Sato Fee: \$75

INTRO TO MACHINE SEWING

If you've always wanted to sew but felt intimidated by the machine, come see what fun it is! Learn the basics, like threading, winding bobbins, and adjusting tension. Find out about machine feet, threads, needles, stitch adjustments and more. Then make an easy pillow to practice your new skills. This is also a great refresher if it's been a while since you've touched your machine.

Wednesdays: Jan. 23, 30 from 2 - 4 OR 6 - 8 PM

Instructor: Olivia Booth Fee: \$ 45

OPEN SEWING FORUM

Have you ever thought how much easier it would be to design your quilt using the classroom design walls and sewing machines? Well, here is your chance, because "Open Sewing Forum" is set up to do just that. You can sign up for a two or four hour time slot once a month & come work on any of your projects. Charles Johns will be on hand to get you set up and on your way. Come join the fun!

Mondays: Jan. 21, Feb. 18, Mar. 17, Apr. 21 from 4 - 6 OR 6 - 8 OR 4 - 8 PM

Instructor: Charles Johns Fee: 2 hours \$ 18
4 hours \$ 30

LONG ARM QUILTING 101

This introductory class will give you the chance to experience the joys of long arm quilting. Because we will limit the class to just 4 people, this four hour class will provide students with meaningful hands-on time. This class will be taught by expert longarmer, Debbie Croft.

Saturday, Jan. 26 from 12 - 4 PM
OR Saturday, Feb. 23 from 12 - 4 PM
OR Saturday, Mar. 22 from 12 - 4 PM
OR Saturday, Apr. 26 from 12 - 4 PM

Instructor: Debbie Croft

Fee: \$ 60

FREE MOTION MACHINE QUILTING: The Next Step

If you've only machine quilted with a walking foot, it's time to move to the next step—free motion. You will go from gently curved lines to meandering and stippling, to drawing with the needle and thread, and learn lots of possibilities in-between. Learn about body position, work area, and eye-hand-foot coordination. At the end of class you will have a free motion sampler to use as a reference piece at home. Book required.

Sunday, Feb. 3 from 12 - 4 PM

Instructor: Christine Janove

Fee: \$ 45

ARTGIRLZ EMBELLISHED PURSE

Girlz just want to have fun! This class is designed for girls aged 10 and up. Learn some basic easy embellishments by decorating a funky felted bag with beads, felt shapes and basic hand embroidery stitches. The Artgirlz Pock-A-Book wool felt bag kit will be included in the class fee, but you can add other creative embellishments as well. No experience necessary - hand work class.



Sunday, Feb. 10 from 12 - 3 PM

Instructor: Diane Rode Schneck Fee: \$ 50 includes kit

PHOTO MEMORY

Quilters tend to be pack rats and save all kinds of things along with fabric. A Memory Quilt is the ideal way to utilize these treasures while making something personal and truly unique. In this class, Polly will demonstrate five different techniques for transferring photos to fabric and students will get to try 2 of them.

Saturday, Feb. 16 from 10:30 - 1:30 PM

Instructor: Polly Whitehorn

Fee: \$40

INTRO TO PATCHWORK BY MACHINE

In seven sessions, you'll learn all that's needed to complete a 4 block quilt by machine. While making a sampler, we will discuss color & value relationships as well as fabric choices. You'll learn how to rotary cut, machine piece blocks, complete the top with sashing and borders, finish the quilt by pin basting, basic machine quilting, and binding. You must know how to use a sewing machine. Book required.


Thursdays: Jan. 24, 31, Feb. 7, 14, 21, 28, Mar. 6 from 12 - 2 OR 6 - 8 PM

Instructor: Christine Janove

Fee: \$ 140

OLD ITALIAN BLOCK

The Freeway Quilt is a scrappy assemblage of "Old Italian Blocks" that are a whiz to cut out and sew. Learn to foundation piece these nine units with only two pairs of seams and sew perfectly matched intersections and points, practically with your eyes closed. This is such a remarkably simple technique that you'll wonder why it was never done before. You can make a block in less than four minutes. Participants must have sewing machine and rotary cutting experience but knowledge of paper piecing is unnecessary. Book required.



Saturday, Feb. 2 from 11 - 5 PM

Instructor: Anita Grossman Solomon

Fee: \$ 65

MACHINE APPLIQUÉ THE PAT RODGERS WAY

Learn Pat's totally unique method of machine appliqué. She developed it because she hates cutting out little pieces and fusing them down. It works for original designs or traditional appliqué patterns. It's great for garments and heat sensitive fabrics as there is no fusing, resulting in a softer, thinner end product.

Saturday, Feb. 9 from 11 - 5 PM

Instructor: Pat Rodgers

Fee: \$ 65

INTRO TO SILK RIBBON EMBROIDERY

In this hands-on class, students will learn the basic stitches, techniques and tricks to mastering the art of silk ribbon embroidery. Class time will be spent working on a sample to be used as a reference library of stitches.

Saturday, Feb. 16 from 2 - 5 PM

Instructor: Polly Whitehorn

Fee: \$ 40

RIBBON CUFF BRACELET

Learn multiple techniques while creating a piece of wearable art. Using water-soluble fabric, students will create this gorgeous cuff from ordinary ribbon and fiber. We will embellish the cuff with felt, fabric, machine stitching, hand stitching and lots and lots of beads! We will explore color and design along the way. Instruction in thread painting, basic embroidery, and bead embellishment will be given. Basic knowledge of sewing machine required.



Friday, Feb. 22 from 12 - 6 PM

Instructor: Julie Balzer Fee: \$ 65

INCHIES

Use scraps of your favorite fabrics to make "Inchies". These latest small works of art can be used as jewelry (pins or charms), or as quilt or journal embellishments. Learn how to make one at a time or a dozen. We will explore the "fancy stitches" on our machines in the class but not be limited to that. Must know how to use a sewing machine.

Sunday, Feb. 24 from 12 - 4 PM

Instructor: Christine Janove Fee: \$ 45

THREAD PAINTING

In this two session workshop, you will learn the simple techniques in Leni Wiener's new book Thread Painting. Beginning with a brief overview of free-motion stitching, the class will cover thread sketching, thread sketches from photography and free-motion lettering. You will then learn the basics of thread painting and Leni will show you how to thread paint and sketch without doing any drawing, painting or tracing. She will also cover using decorative threads and the many ways you can use these techniques in your quilts and garments. Some familiarity with free-motion stitching is preferred. Book required.



Sundays: Mar. 2, 9 from 12 - 4 PM

Instructor: Leni Wiener Fee: \$ 85

INTRO TO PATCHWORK BY MACHINE

In six sessions, you'll learn all that's needed to complete a quilt. While making a sampler, you will learn how to rotary cut, machine piece blocks, complete the top with sashing and borders, finish the quilt by pin basting, basic machine quilting, and binding. You must know how to use a sewing machine. Book required.

Saturdays: Mar. 1, 8, 15, 29, Apr. 5, 12 from 11 - 1 PM

Instructor: Emily Klainberg Fee: \$ 125

EVENING PURSE


Every woman has moments when she wants to look elegant and unforgettable. This lovely little purse has a metal frame and chain, a zipper pocket, and can be made from four small pieces of dupioni silk or a beautiful Japanese print. Make a stunning addition to your wardrobe and show off your style!

Sunday, Feb. 17 from 12 - 4 PM

Instructor: Mila Garro Fee: \$ 45

SASHIKO

Students will learn this 350 year old Japanese hand needlework technique using a thick cotton thread to create geometric patterns against a solid, background fabric. Sashiko can be used in quilts, clothing or home furnishings. It is easy, fun and relaxing.




Wednesday, Feb. 20 from 12 - 3 OR 5 - 8 PM

Instructor: Judy Doenias Fee: \$ 40

HAND QUILTING

This is a chance to practice the technique used to produce the beautiful, even quilting stitches you have admired. Learn about basting, thimbles, needles, threads and quilting patterns while you begin a small whole cloth project or complete one of your own UFO's.



Wednesday, Feb. 27 from 12 - 3 OR 5 - 8 PM

Instructor: Judy Doenias Fee: \$ 40

Meg Cox's LECTURE, BOOK-SIGNING & TRUNK SHOW Friday, February 29th from 5 to 7 pm

Meet Meg Cox, author of the new book, The Quilter's Catalog: A Comprehensive Resource Guide, which tells you everything you need to know about the latest tools, trends, fabrics, teachers, shows, museums, retreats, websites, blogs & more. A former reporter for the Wall Street Journal, Meg spent six years doing interviews & research, and she'll share what she learned plus give a trunk show featuring many of the book's 12 projects by such well-known teachers as Sue Benner, Sue Nickels, Ami Simms & Kaffe Fassett.

Trunk show and door prizes--compliments of Benartex Fabrics--from 5 to 7. Formal talk is FREE and takes place from 6 to 6:30; but preregistration is required.

INTRO TO HAND APPLIQUÉ

Are you afraid of the A-word? Appliqué doesn't have to be scary! Learn some of the ins and outs of this relaxing handwork using several different techniques. The designs are inspired by traditional album quilts of the mid-19th Century. For all levels, especially beginners.

Saturdays: Mar. 1, 8, 15 from 2 - 4:30

Instructor: Diane Rode Schneck Fee: \$ 80

DIAMOND STAR

The star has been a basic quilting design for years but look what's happened to it! This quilt, which will be in the new Sara Nephew book, adds triangles and 60 degree diamonds to achieve a stunning new pattern. Unleash your creativity and explore uncharted color combinations. While not terribly difficult to piece, this class is geared to an intermediate or higher level of piecing ability. Get ready to kick it up to the next level.



Sundays: Mar. 16, 30 from 12 - 4 PM Fee: \$ 85

Instructor: Janice Jamison Fee: \$ 85

QUILT AS YOU GO: JAPANESE RAIL FENCE

This quick and easy quilt-as-you-go design can easily be done by anyone who can sew a straight line with a sewing machine. You'll use strips of your favorite fabrics for the front and great prints for the back, making a truly reversible quilt. Our sample is done with Japanese fabrics, but almost anything will work.

Wednesdays: Mar. 19, 26, Apr. 2 from 12 - 2 OR 6 - 8PM

Instructor: Judy Doenias Fee: \$ 65

HOLDS IT ALL TRIO

This project trio was featured in the Winter 2007 Better Homes and Gardens "Quilts and More" magazine. The class uses heavy interfacing such as Timtex to create a great tote bag, wallet and checkbook cover trio. The tote bag is big enough to be a weekender and has inside pockets. The wallet has sections for paper money, credit cards and a zippered change pouch. The checkbook cover holds a standard size checkbook and register and has an elastic closure. Perfect for a road trip or weekend shopping spree!



Friday, Mar. 28 from 12 - 6 PM

Instructor: Cathy Corcella Fee: \$ 65

TOTE BAG

This bag will carry all your supplies, whether you are going to a quilting class or just shopping. It will fit your 24" ruler and cutting mat with ease and hold everything else you need for the class. Barbara's original pattern lends itself to any fabric. Join the fun and make a bag that's so versatile, you'll wonder how you ever managed without one.

Tuesdays: Mar. 11, 25, Apr. 1 from 12 - 2 OR 6 - 8 PM

Instructor: Barbara Feinstein Fee: \$ 65

AFRICAN FIRE FLOWERS

This stunning graphic quilt combines the best of both worlds: really simple appliqué shapes and very easy string piecing. No tricky shapes to sew, no points to match, just super easy sewing. All levels - but you should know how to use a sewing machine. Rotary cutting and appliqué experience are helpful, but not essential.

Thursdays: Mar. 13, 20, 27 from 12 - 2 OR 6 - 8 PM

Instructor: Diane Rode Schneck Fee: \$ 65

CREATING A FABRIC COMPANY

Talk by Donna Wilder

Tuesday, March 18, from 6 to 7 pm

Join us for a FREE lecture as Donna Wilder tells us why and how she created FreeSpirit fabrics, after a long and impressive career in the quilting industry. Her recruitment of non-traditional designers from other art forms--such as Amy Butler--has changed the face of the quilting industry.

Donna has served on the boards of many organizations, including: International Quilt Study Center at the University of Nebraska, the New England Quilt Museum, the advisory board for Quilt Market, and the acquisition committee for the Museum of the American Quilter's Society. In 1990, Donna was inducted into the Quilter's Hall of Fame.

Advance registration required.

EMBROIDERY FOR QUILTERS

Learn to add simple embroidered touches to patchwork, appliqué or even clothing. Diane will teach you some of the most basic hand embroidery stitches (outline, chain & split stitch, buttonhole, & more), and show lots of ways to use them in your quilts.

Saturday, Mar. 29 from 2 - 5 PM

Instructor: Diane Rode Schneck Fee: \$ 40

INTERMEDIATE PATCHWORK BY MACHINE

This class is a continuation of the machine piecing techniques that were covered in the beginners class. Here we will move on to curved piecing, partial-seam piecing, mitered corners, Y-seams and more. You may begin a new quilt or add to a sampler quilt already in progress.

Thursdays: Apr. 3, 10, 17, 24 from 12 - 2 OR 6 - 8 PM

Instructor: Christine Janove Fee: \$ 80

EASY BREEZY BACKSACK

Choose 3 favorite fabrics, a great button and whip up this Easy Breezy BackSack. The bag has inner and outer pockets to keep you organized-- and is a "breeze" to make...You'll want to make several! Pattern required.



Fridays: Apr. 11, 25 from 12 - 2 OR 6 - 8 PM

Instructor: Barbara Feinstein Fee: \$ 45

INTERMEDIATE PATCHWORK BY HAND


This class is designed to introduce beginning hand piecers to more intricate quilt blocks. Techniques include set-in seams, reverse templates, partial seaming, pieced borders and much more.

Tuesdays: Apr. 8, 15, 22, 29 from 12 - 2 OR 6 - 8 PM

Instructor: Judy Doenias Fee: \$ 80

STRESS-FREE ART QUILT

Begin to explore the exciting world of art quilting. Create your own masterpiece using the easy construction methods in this pattern. It is truly a hassle-free and fun way to start your first art quilt. Come into TCQ to see the sample. Pattern required.



Sunday, Apr. 13 from 12 - 4 PM

Instructor: Christine Janove Fee: \$ 45

CHARM QUILT

In the 1800's, women collected scraps of fabric from family and friends to amass 999 entirely different fabrics to be sewn into a quilt. In keeping with that tradition, we will be bringing our scraps to class to swap with others to obtain the fabrics for our own modern day charm quilt. Both hand piecers and machine aficionados can join the fun. A variety of one-block patterns will be offered and each student will choose his or her own.



Wednesdays: Apr. 23, 30 from 12 - 2 OR 6 - 8 PM

Instructor: Judy Doenias Fee: \$ 45

LEAVES

Have fun creating an artful quilt using paintsticks, rubbing plates, freezer paper stencils and fusible applique. Must know how to use a sewing machine for the fusible applique and putting the quilt together. Pattern required.



Saturdays: Apr. 5, 12 from 2 - 5 PM

Instructor: Emily Klainberg Fee: \$ 65

JAPANESE HEXAGON QUILT

Learn English paper piecing while making a stunning wallhanging. Handpieced hexagons of Japanese fabrics mixed with Sashiko (traditional Japanese embroidery) make a quilt of wonderful texture and movement. This project has the added advantage of being totally portable so you can work on it wherever you go. Based on Quilting with Japanese Fabrics by Kitty Pippen. Beginners welcome. Book required.



Sundays: Apr. 6, 20 from 12 - 3 PM

Instructor: Susan Sato Fee: \$ 65

MACHINE APPLIQUÉ FOR THE TERRIFIED QUILTER

Join Sharon Pederson, author of Color for the Terrified Quilter, and Reversible Quilts, as she demonstrates techniques from her new book: Machine Appliqué for the Terrified Quilter. Satin stitch, mock hand appliqué, reverse appliqué and more -- will all be revealed. After this class you will look at patterns in a totally different way. What new tools are available to make the job easier? Sharon has them all and will show you how to use them.

Saturday, Apr. 19 from 11 - 5 PM

Instructor: Sharon Pederson Fee: \$ 85

PARENT AND CHILD QUILTING WORKSHOP

Parent and child will learn together to make a quilted log cabin block that will be turned into a 14" throw pillow. Basic hand sewing, patchwork, and quilting will be introduced. Creativity will be encouraged. Ages 8 and up, boys and girls welcome.



Sundays: Apr. 27, May 4 from 12 - 3 PM

Instructor: Bridget Carles Fee: \$ 65



133 West 25th Street, New York, NY 10001 • 212-807-0390

We are now the NY Metro Area's HandiQuilter Dealer!

CLASS POLICIES: Students receive a 15% discount on all non-sale merchandise for the duration of a class, starting 7 days before the first class . Payment in full will be required for classes under \$100 at time of registration; for those over \$100, a 50% deposit is necessary. Students cancelling up until 1 week prior to the start of a class will receive a full refund, less a \$ 3.00 cancellation fee; after that, refunds will only be made if a replacement student can be found. Please plan to attend all sessions; there are no make-up classes.

HandiQuilter features:

- No need for basting
- Handles quilts from crib to king
- Portable -- Can be taken down when not in use
- Optional stitch regulator
- Completely upgradeable
- Quiet
- Apartment-sized footprint!



The City Quilter will set up the HandiQuilter in your home and train you there. Call or email (handiquilter@cityquilter.com) for a demonstration.

Consider taking our "Long Arm Quilting 101" class to get to know the HQ 16.